

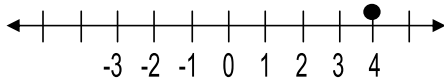
# EQUALITIES AND INEQUALITIES

# ANSWERS

USE THE NUMBER LINES TO GRAPH THE *EQUALITIES*.

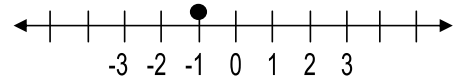
HELPFUL EXAMPLES

A.  $x = 4$

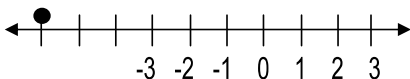


$x$  EQUALS THE NUMBER SO THE DOT IS SOLID (SHADED IN).

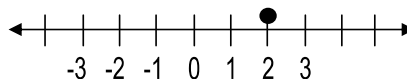
B.  $x = -1$



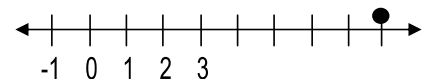
1.  $x = -6$



2.  $g = 2$



3.  $t = 8$

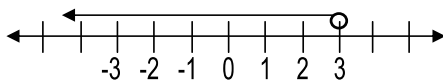


USE THE NUMBER LINES TO GRAPH THE *INEQUALITIES*.

">" MEANS GREATER THAN AND "<" MEANS LESS THAN.

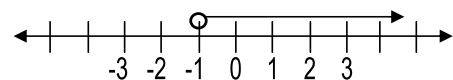
HELPFUL EXAMPLES

A.  $y < 3$



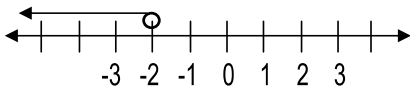
$y$  IS LESS THAN 3. THE LINE GOES TO THE LEFT TO SHOW IT'S LESS THAN AND THE HOLLOW CIRCLE TELLS US IT DOES NOT EQUAL 3.

B.  $v > -1$

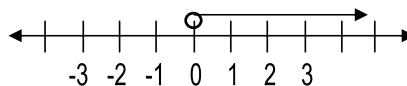


$v$  IS GREATER THAN -1. THE LINE GOES TO THE RIGHT TO SHOW IT'S GREATER THAN AND THE HOLLOW CIRCLE MEANS IT DOES NOT EQUAL -1.

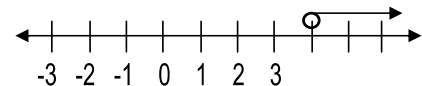
4.  $h < -2$



5.  $r > 0$



6.  $w > 4$

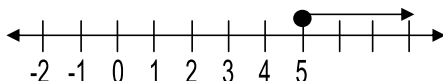


USE THE NUMBER LINES TO GRAPH THE *INEQUALITIES*.

" $\geq$ " MEANS GREATER THAN OR EQUAL TO AND " $\leq$ " MEANS LESS THAN OR EQUAL TO.

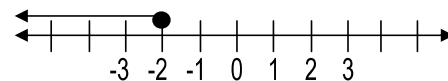
HELPFUL EXAMPLES

A.  $k \geq 5$



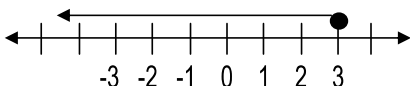
$k$  IS GREATER THAN OR EQUAL TO 5. THE LINE GOES TO THE RIGHT AND YOU NEED A SOLID DOT BECAUSE IT ALSO EQUALS 5.

B.  $f \leq -2$

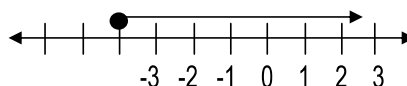


$f$  IS LESS THAN OR EQUAL TO -2. THE LINE GOES TO THE LEFT AND THE SOLID DOT MEANS IT ALSO EQUALS -2.

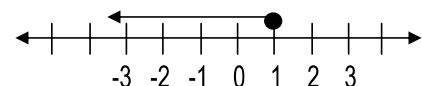
7.  $e \leq 3$



8.  $d \geq -4$



9.  $z \leq 1$



STATE WHETHER THE INEQUALITIES ARE TRUE OR FALSE.

10.  $3 \leq 3$   
TRUE

11.  $5 \neq 1$   
TRUE

12.  $4 > 4$   
FALSE

13.  $-1 \geq -2$   
TRUE