

INTRODUCTION TO FRACTIONS

NAME: _____

THIS HANDOUT IS DESIGNED TO BE USED WITH THE INTRODUCTION TO FRACTIONS VIDEO.

WORDS YOU SHOULD KNOW.

Fraction	Numerator	Equivalent Fractions	Improper Fraction
Whole Number	Denominator	Mixed Number	


A **fraction** is a way of representing pieces of a whole or group.


$\frac{3}{4}$ ← Numerator
 $\frac{3}{4}$ ← Denominator


FILL IN THE BLANKS

- The denominator tells you the _____ number of pieces in a whole or group.
- The numerator is greater than the denominator in an _____.
- The numerator tells you what part of the _____ or _____ you are talking about.
- A _____ has a whole number and a fraction in it.
- The numerator is on the _____ and the denominator is on the _____.
- $\frac{9}{4}$ is an _____ and $3\frac{1}{4}$ is a _____.

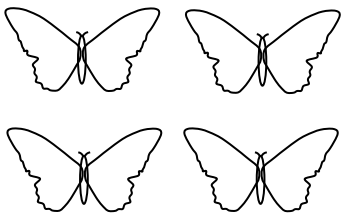
WRITE A FRACTION FOR EACH RECTANGLE REPRESENTING THE SHADED AMOUNT.


6.  _____


7.  _____

8.  _____

SHADE IN THE FIGURES TO REPRESENT THE FRACTION OF EACH GROUP.

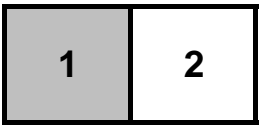
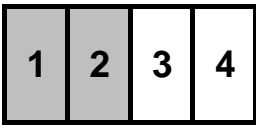
9.  $\frac{3}{4}$ of the butterflies are shaded.

10.  $\frac{2}{5}$ of the sharks are not shaded.

11.  $\frac{5}{8}$ of the penguins are shaded.

USE A LINE TO CONNECT THE EQUIVALENT FRACTIONS (DRAW A PICTURE IF NEEDED).

Equivalent Fractions are fractions that are the same, but the pieces are different sizes. So even though the pieces are different sizes you still have the same amount.

 $\frac{1}{2} = \frac{2}{4}$ 

- | | |
|---------------|----------------|
| $\frac{1}{2}$ | $\frac{2}{12}$ |
| $\frac{3}{4}$ | $\frac{6}{9}$ |
| $\frac{2}{3}$ | $\frac{4}{8}$ |
| $\frac{1}{6}$ | $\frac{9}{12}$ |