


# GREATEST COMMON FACTOR

NAME: \_\_\_\_\_


ANSWER, FIND, AND SHADE


FIND THE GREATEST COMMON FACTOR FOR EACH SET (GCF).





A.  12, 16  
4


B.  36, 63  
9


C.  117, 78  
39


D.  25, 45  
5


E.  213, 303, 123  
3


F.  30, 50  
10


G.  60, 6, 18  
6


H.  42, 49, 14  
7

I.  12, 144, 36  
12

J.  40, 64  
8

K.  126, 90, 54  
18

L.  135, 105, 165  
15

M.  6, 12, 16  
2